

YG-DCO-043-5.4.14

Yorkshire Green Energy Enablement (GREEN) Project

Volume 5

Document 5.4.14 ES Chapter 14 Noise and Vibration - Figures

Final Issue A

November 2022

Planning Inspectorate Reference: EN020024

Infrastructure Planning (Applications: Prescribed Forms and Procedure) Regulations 2009 Regulation 5(2)(a)

nationalgrid

Page intentionally blank

Contents

- Figure 14.1 Noise Sensitive Receptors (NSRs) and noise monitoring locations
- Figure 14.2 Specific noise levels from Monk Fryston Substation without acoustic enclosures
- Figure 14.3 Specific noise levels from Monk Fryston Substation with acoustic enclosures
- Figure 14.4 Specific noise levels from Overton Substation without acoustic enclosures
- Figure 14.5 Specific noise levels from Overton Substation with acoustic enclosures




Version History

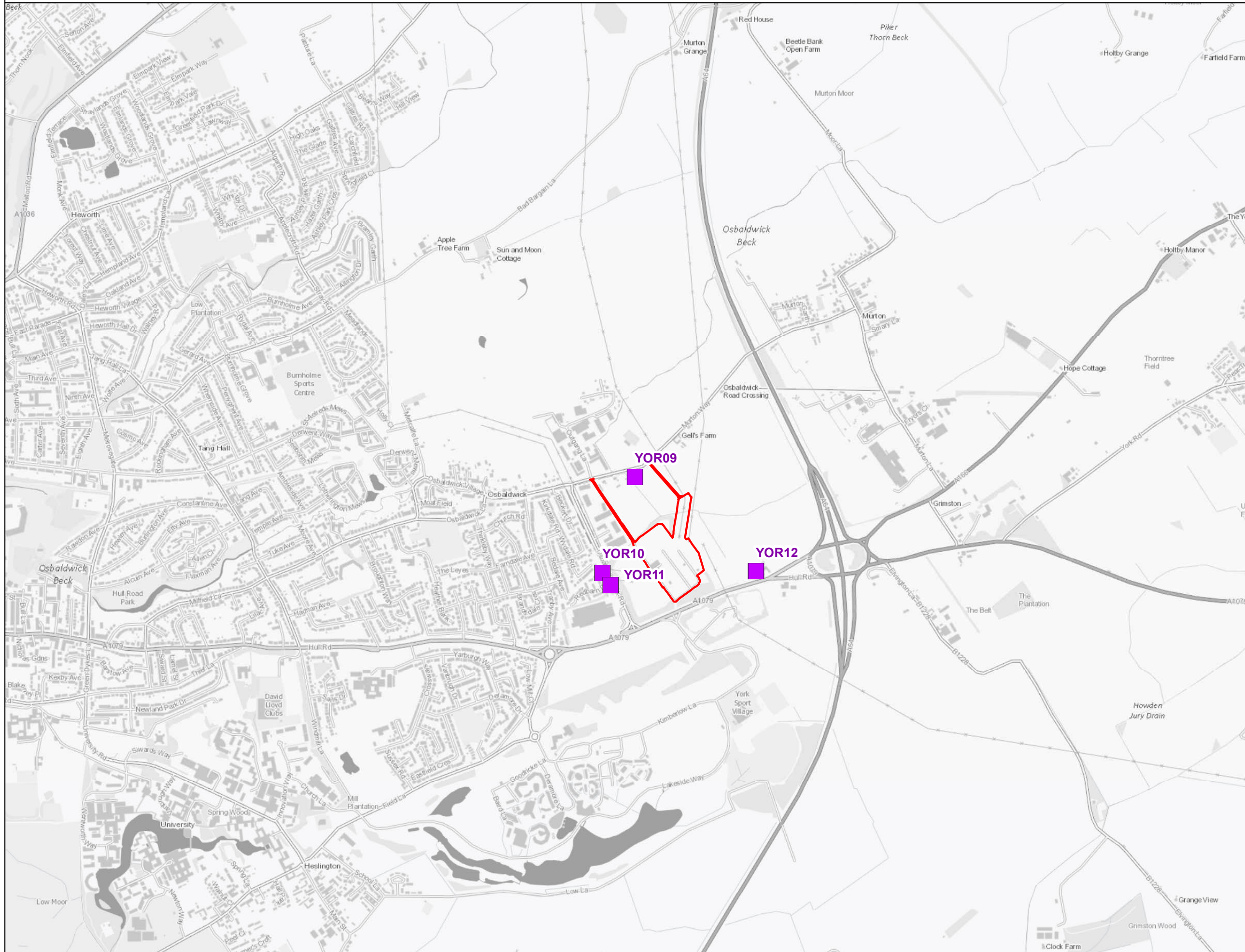
Date	Version	Status	Description / Changes
01/11/2022	A	FINAL	First Issue



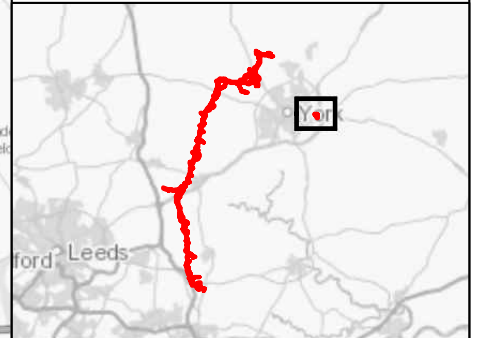
National Grid (Yorkshire Green Energy Enablement Project) Order
 5.4.14, ES Chapter 14 Noise and Vibration Figures
 Figure 14.1 Noise Sensitive Receptors and Monitoring Locations

Legend


-  Order Limits
-  Noise Sensitive Receptors
-  Monitoring Locations



Notes
 This drawing is scaled at paper size A3, therefore any prints taken at smaller sizes will affect accuracy of the measurement units and should not be scaled against.



Coordinate System: British National Grid
 Sheet X Centroid Coordinate: 484,071.87 Sheet Y Centroid Coordinate: 451,973.22



BACKGROUND MAPPING INFORMATION HAS BEEN REPRODUCED FROM THE ORDNANCE SURVEY BY PERMISSION OF ORDNANCE SURVEY OF THE CONTROLLER OF HER MAJESTY'S STATIONERY OFFICE. © CROWN COPYRIGHT ORDNANCE SURVEY. NATIONAL GRID ELECTRICITY - 100024241. NATIONAL GRID GAS - 100024886.

Issue	Date	Remarks	Drawn	Checked	Approved
A	1 Nov 2022	For DCO Submission	COLLJ	DIMMR	CHADC

Title
 5.4.14, ES CHAPTER 14
 NOISE AND VIBRATION
 FIGURE 14.1
 NOISE SENSITIVE RECEPTORS AND
 MONITORING LOCATIONS



Figure Number
 FIGURE 14.1

Drawing Reference
 806503-WOOD-0232

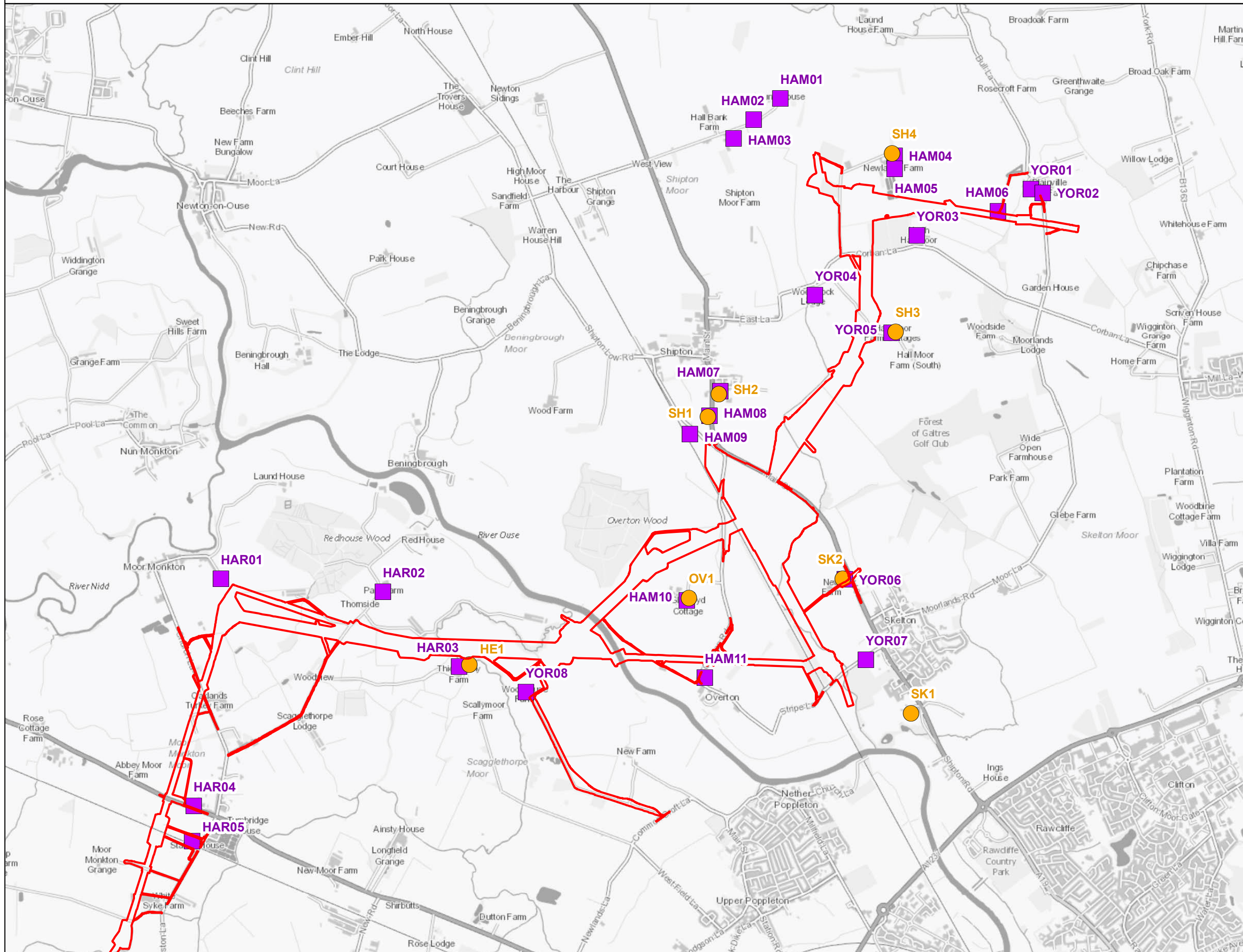
Scale	Sheet Size	Sheet	Issue
1:15,000	A3	SHEET 1 OF 6	A



National Grid (Yorkshire Green Energy Enablement Project) Order
 5.4.14, ES Chapter 14 Noise and Vibration Figures
 Figure 14.1 Noise Sensitive Receptors and Monitoring Locations

Legend

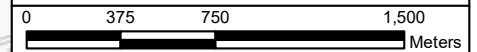
- Order Limits
- Noise Sensitive Receptors
- Monitoring Locations



Notes
 This drawing is scaled at paper size A3, therefore any prints taken at smaller sizes will affect accuracy of the measurement units and should not be scaled against.



Coordinate System: British National Grid
 Sheet X Centroid Coordinate: 454,644.06 Sheet Y Centroid Coordinate: 457,591.70



BACKGROUND MAPPING INFORMATION HAS BEEN REPRODUCED FROM THE ORDNANCE SURVEY BY PERMISSION OF ORDNANCE SURVEY OF THE CONTROLLER OF HER MAJESTY'S STATIONERY OFFICE. © CROWN COPYRIGHT ORDNANCE SURVEY, NATIONAL GRID ELECTRICITY - 100024241, NATIONAL GRID GAS - 100024886.

Issue	Date	Remarks	Drawn	Checked	Approved
A	1 Nov 2022	For DCO Submission	COLLJ	DIMMR	CHADC

Title
 5.4.14, ES CHAPTER 14
 NOISE AND VIBRATION
 FIGURE 14.1
 NOISE SENSITIVE RECEPTORS AND
 MONITORING LOCATIONS



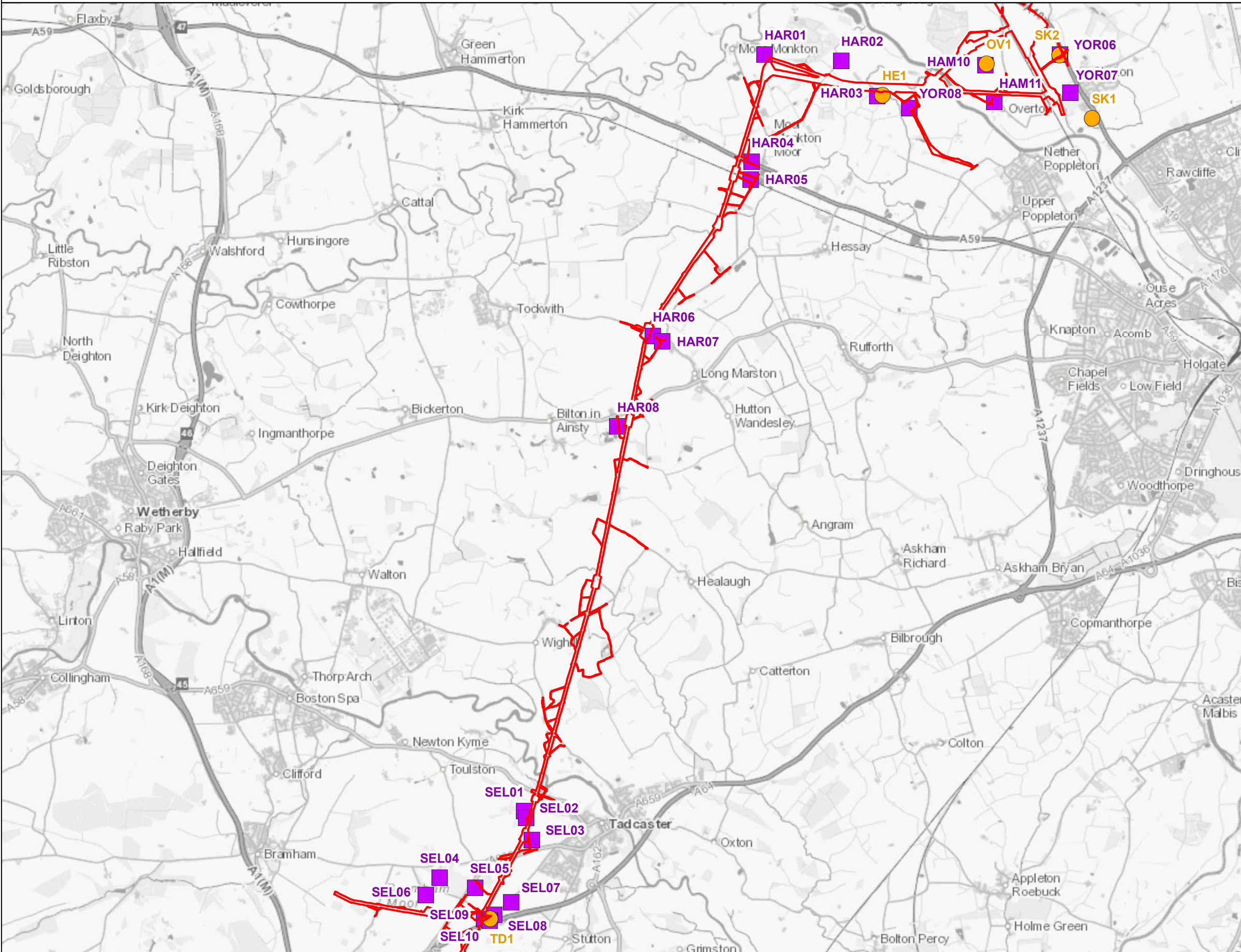
Figure Number	FIGURE 14.1		
Drawing Reference	806503-WOOD-0232		
Scale	Sheet Size	Sheet	Issue
1:30,000	A3	SHEET 2 OF 6	A



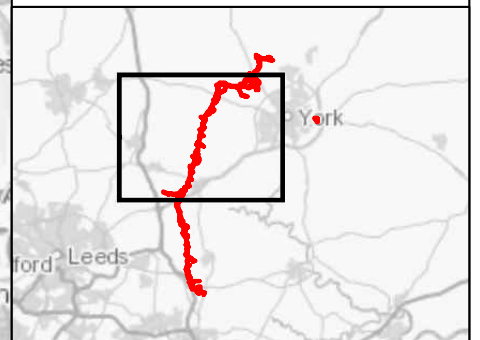
National Grid (Yorkshire Green Energy Enablement Project) Order
 5.4.14, ES Chapter 14 Noise and Vibration Figures
 Figure 14.1 Noise Sensitive Receptors and Monitoring Locations

Legend


- Order Limits
- Noise Sensitive Receptors
- Monitoring Locations



Notes
 This drawing is scaled at paper size A3, therefore any prints taken at smaller sizes will affect accuracy of the measurement units and should not be scaled against.



Coordinate System: British National Grid
 Sheet X Centroid Coordinate: 448,887.31 Sheet Y Centroid Coordinate: 449,414.31



BACKGROUND MAPPING INFORMATION HAS BEEN REPRODUCED FROM THE ORDNANCE SURVEY BY PERMISSION OF ORDNANCE SURVEY OF THE CONTROLLER OF HER MAJESTY'S STATIONERY OFFICE. © CROWN COPYRIGHT ORDNANCE SURVEY. NATIONAL GRID ELECTRICITY - 100024241. NATIONAL GRID GAS - 100024886.

Issue	Date	Remarks	Drawn	Checked	Approved
A	1 Nov 2022	For DCO Submission	COLLJ	DIMMR	CHADC

Title
 5.4.14, ES CHAPTER 14
 NOISE AND VIBRATION
 FIGURE 14.1
 NOISE SENSITIVE RECEPTORS AND
 MONITORING LOCATIONS



Figure Number
 FIGURE 14.1




Drawing Reference
 806503-WOOD-0232

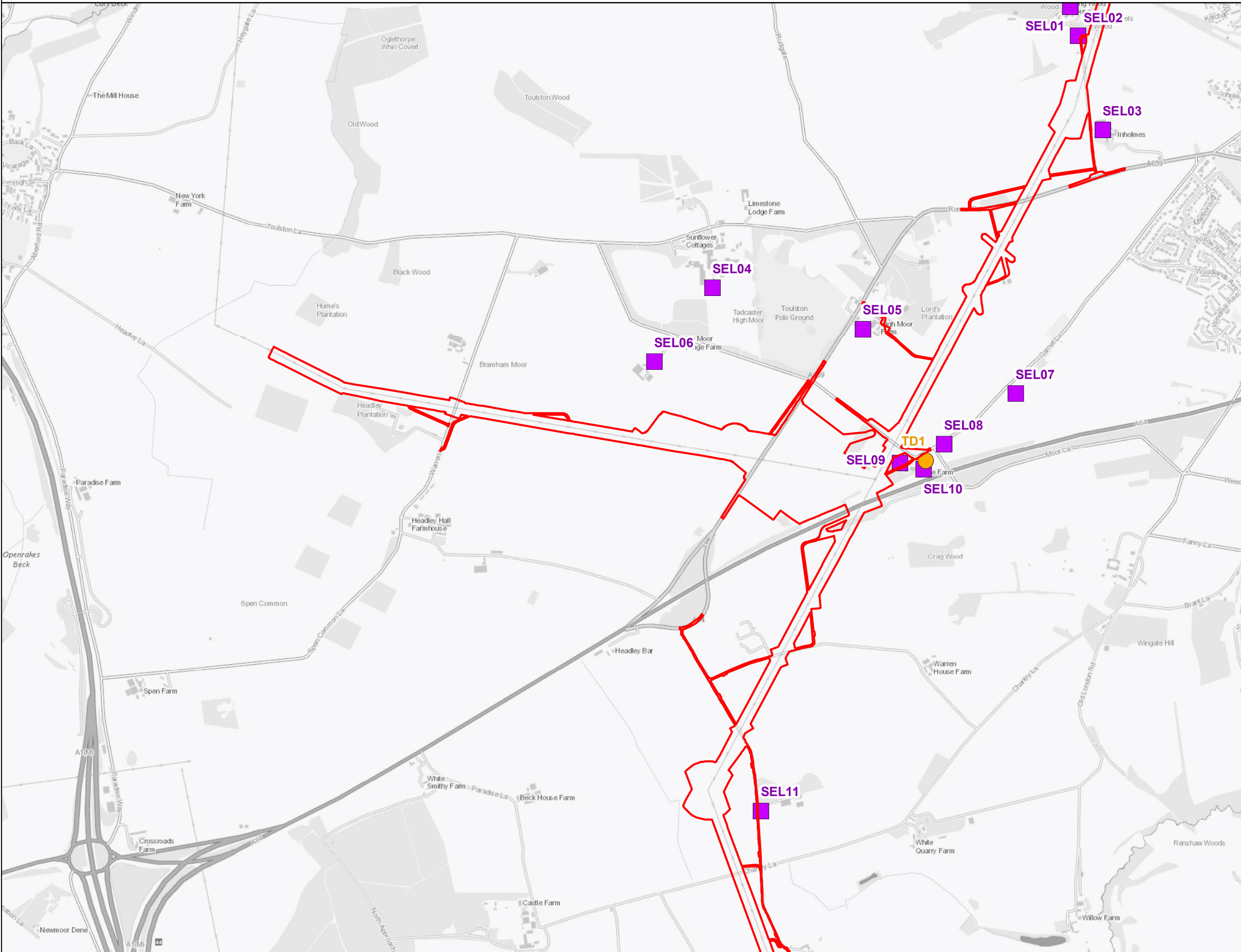
Scale	Sheet Size	Sheet	Issue
1:63,300	A3	SHEET 3 OF 6	A



National Grid (Yorkshire Green Energy Enablement Project) Order
 5.4.14, ES Chapter 14 Noise and Vibration Figures
 Figure 14.1 Noise Sensitive Receptors and Monitoring Locations

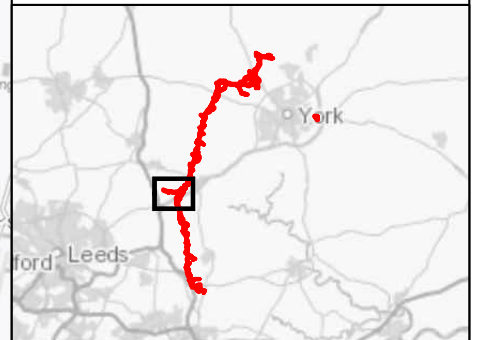
Legend

-  Order Limits
-  Noise Sensitive Receptors
-  Monitoring Locations

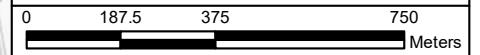


Notes

This drawing is scaled at paper size A3, therefore any prints taken at smaller sizes will affect accuracy of the measurement units and should not be scaled against.



Coordinate System: British National Grid
 Sheet X Centroid Coordinate: 445,289.89 Sheet Y Centroid Coordinate: 441,703.27



BACKGROUND MAPPING INFORMATION HAS BEEN REPRODUCED FROM THE ORDNANCE SURVEY BY PERMISSION OF ORDNANCE SURVEY OF THE CONTROLLER OF HER MAJESTY'S STATIONERY OFFICE. © CROWN COPYRIGHT ORDNANCE SURVEY, NATIONAL GRID ELECTRICITY - 100024241, NATIONAL GRID GAS - 100024886.

Issue	Date	Remarks	Drawn	Checked	Approved
A	1 Nov 2022	For DCO Submission	COLLJ	DIMMR	CHADC

Title

5.4.14, ES CHAPTER 14
 NOISE AND VIBRATION
 FIGURE 14.1
 NOISE SENSITIVE RECEPTORS AND
 MONITORING LOCATIONS



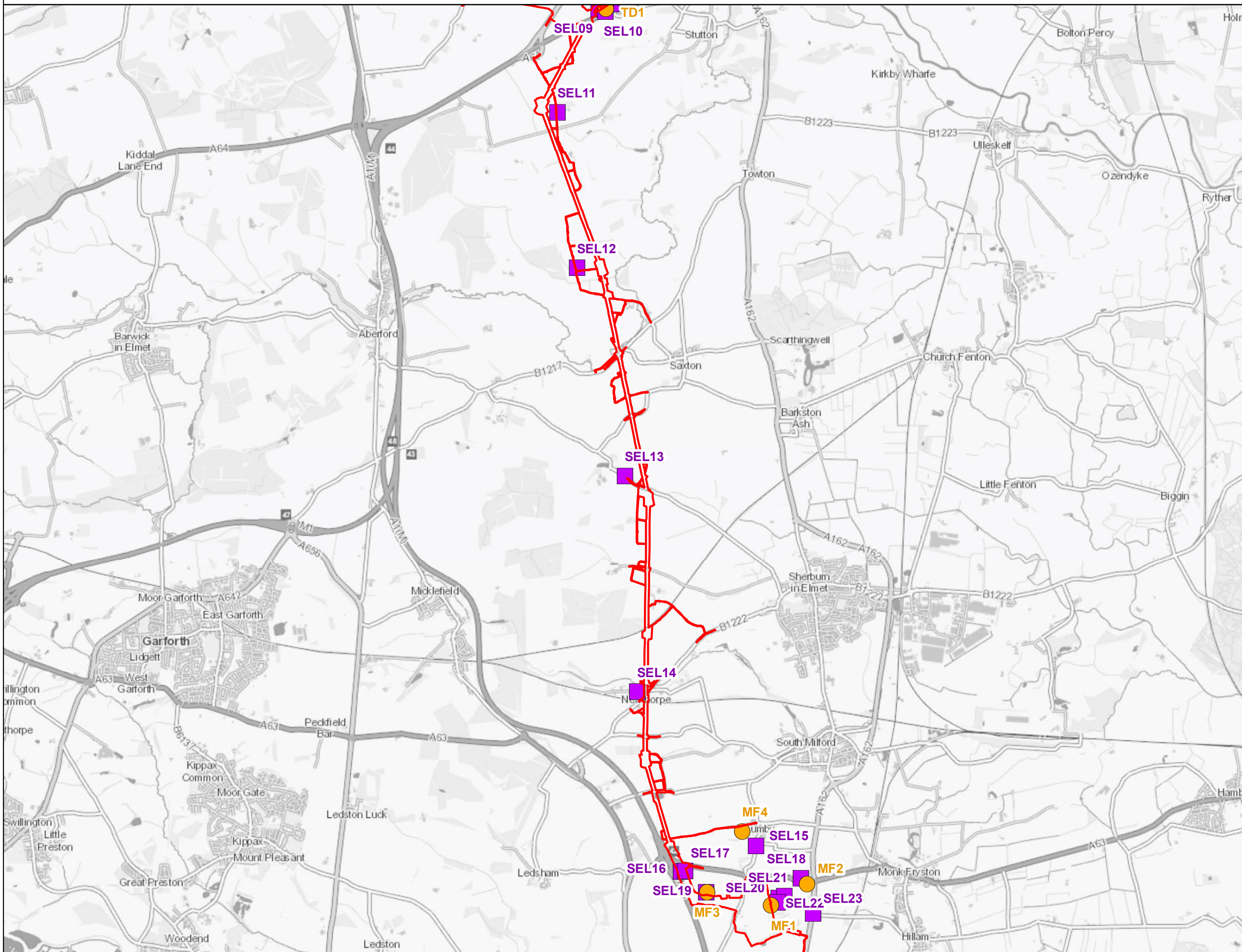
Figure Number	FIGURE 14.1		
Drawing Reference	806503-WOOD-0232		
Scale	Sheet Size	Sheet	Issue
1:15,000	A3	SHEET 4 OF 6	A



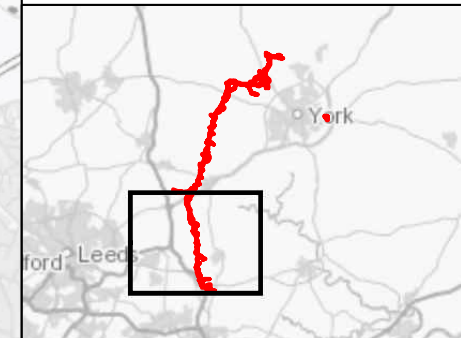
National Grid (Yorkshire Green Energy Enablement Project) Order
 5.4.14, ES Chapter 14 Noise and Vibration Figures
 Figure 14.1 Noise Sensitive Receptors and Monitoring Locations

Legend

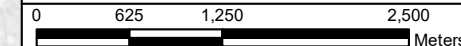
- Order Limits
- Noise Sensitive Receptors
- Monitoring Locations



Notes
 This drawing is scaled at paper size A3, therefore any prints taken at smaller sizes will affect accuracy of the measurement units and should not be scaled against.



Coordinate System: British National Grid
 Sheet X Centroid Coordinate: 446,823.45 Sheet Y Centroid Coordinate: 435,221.12



BACKGROUND MAPPING INFORMATION HAS BEEN REPRODUCED FROM THE ORDNANCE SURVEY BY PERMISSION OF ORDNANCE SURVEY OF THE CONTROLLER OF HER MAJESTY'S STATIONERY OFFICE. © CROWN COPYRIGHT ORDNANCE SURVEY, NATIONAL GRID ELECTRICITY - 100024241, NATIONAL GRID GAS - 100024886.

Issue	Date	Remarks	Drawn	Checked	Approved
A	1 Nov 2022	For DCO Submission	COLLJ	DIMMR	CHADC

Title
 5.4.14, ES CHAPTER 14
 NOISE AND VIBRATION
 FIGURE 14.1
 NOISE SENSITIVE RECEPTORS AND
 MONITORING LOCATIONS

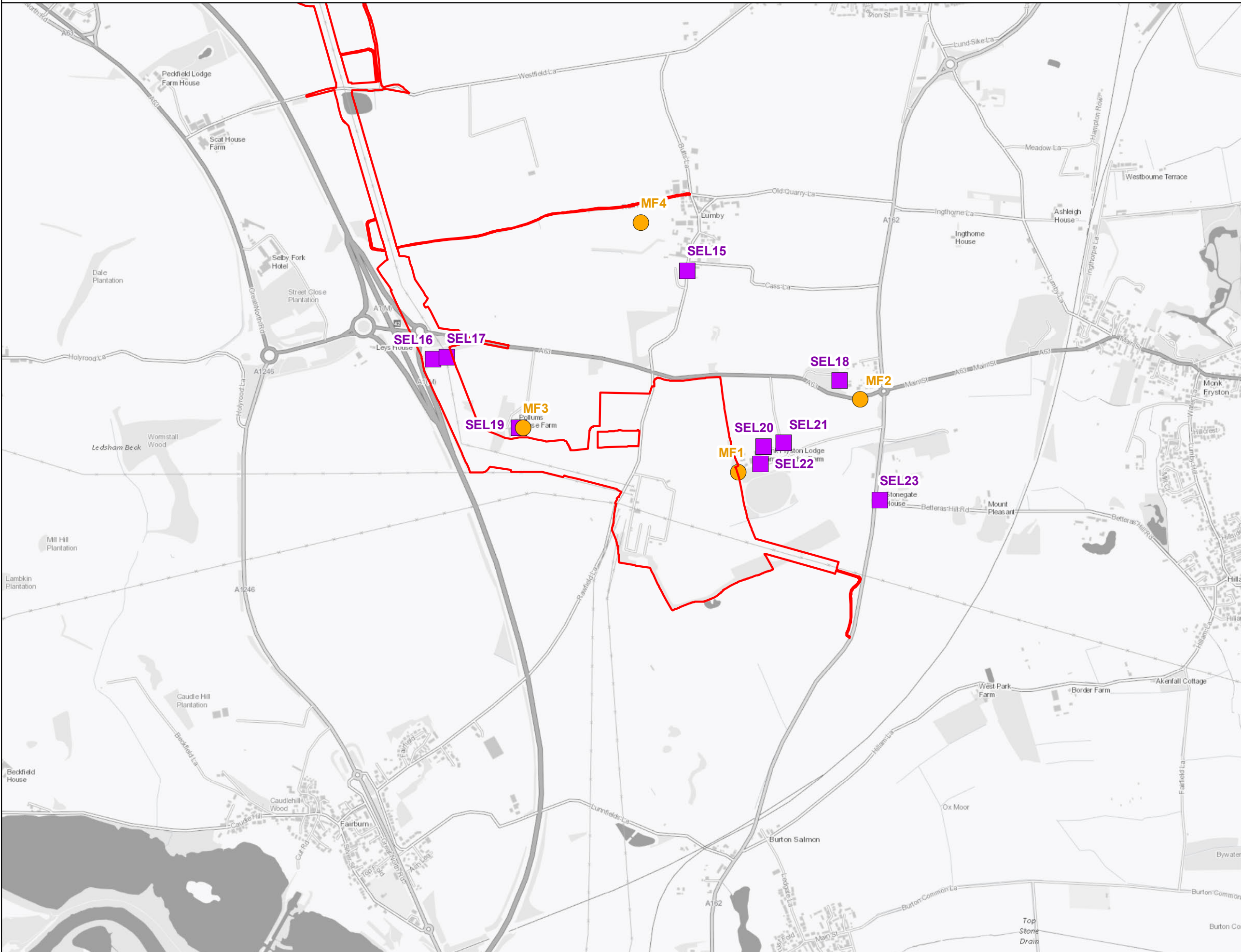
Figure Number	FIGURE 14.1		
Drawing Reference	806503-WOOD-0232		
Scale	Sheet Size	Sheet	Issue
1:50,700	A3	SHEET 5 OF 6	A



National Grid (Yorkshire Green Energy Enablement Project) Order
 5.4.14, ES Chapter 14 Noise and Vibration Figures
 Figure 14.1 Noise Sensitive Receptors and Monitoring Locations

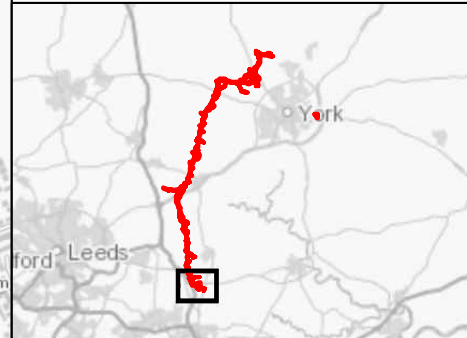
Legend

- Order Limits
- Noise Sensitive Receptors
- Monitoring Locations

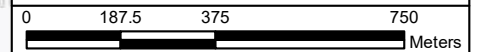


Notes

This drawing is scaled at paper size A3, therefore any prints taken at smaller sizes will affect accuracy of the measurement units and should not be scaled against.



Coordinate System: British National Grid
 Sheet X Centroid Coordinate: 448,357.10 Sheet Y Centroid Coordinate: 429,277.34



BACKGROUND MAPPING INFORMATION HAS BEEN REPRODUCED FROM THE ORDNANCE SURVEY BY PERMISSION OF ORDNANCE SURVEY OF THE CONTROLLER OF HER MAJESTY'S STATIONERY OFFICE. © CROWN COPYRIGHT ORDNANCE SURVEY, NATIONAL GRID ELECTRICITY - 100024241, NATIONAL GRID GAS - 100024886.

Issue	Date	Remarks	Drawn	Checked	Approved
A	1 Nov 2022	For DCO Submission	COLLJ	DIMMR	CHADC

Title

**5.4.14, ES CHAPTER 14
 NOISE AND VIBRATION
 FIGURE 14.1
 NOISE SENSITIVE RECEPTORS AND
 MONITORING LOCATIONS**



Figure Number	FIGURE 14.1		
Drawing Reference	806503-WOOD-0232		
Scale	Sheet Size	Sheet	Issue
1:15,000	A3	SHEET 6 OF 6	A

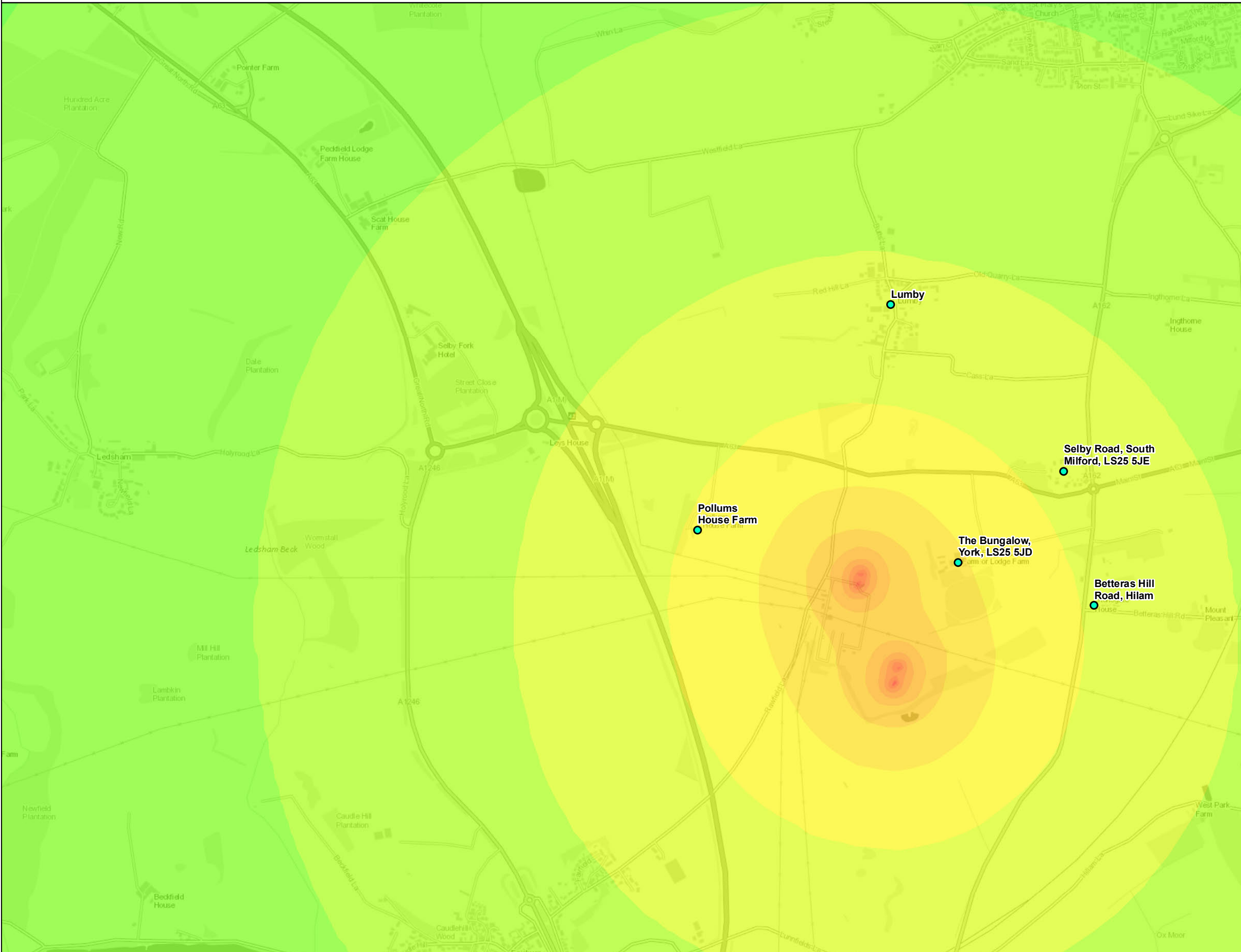
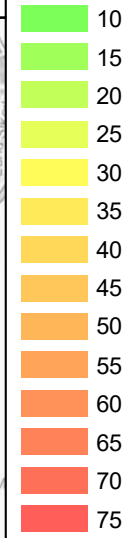


National Grid (Yorkshire Green Energy Enablement Project) Order
 5.4.14, ES Chapter 14, Noise and Vibration Figures
 Figure 14.2 Specific Noise Levels from Monk Fyston Substation without Acoustic Enclosures

Legend

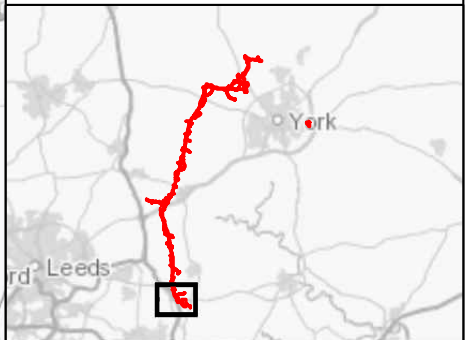
● Noise Sensitive Receptors

Noise Levels (dB LAeq)




Notes

This drawing is scaled at paper size A3, therefore any prints taken at smaller sizes will affect accuracy of the measurement units and should not be scaled against.



Coordinate System: British National Grid
 Sheet X Centroid Coordinate: 447,622.87 Sheet Y Centroid Coordinate: 429,676.48



BACKGROUND MAPPING INFORMATION HAS BEEN REPRODUCED FROM THE ORDNANCE SURVEY BY PERMISSION OF ORDNANCE SURVEY OF THE CONTROLLER OF HER MAJESTY'S STATIONERY OFFICE. © CROWN COPYRIGHT ORDNANCE SURVEY, NATIONAL GRID ELECTRICITY - 100024241, NATIONAL GRID GAS - 100024886.

A	1 Nov 2022	For DCO Submission	SHEPS	DIMMR	CHADC
Issue	Date	Remarks	Drawn	Checked	Approved

Title

5.4.14, ES CHAPTER 14
 NOISE AND VIBRATION
 FIGURE 14.2
 SPECIFIC NOISE LEVELS FROM MONK
 FRYSTON SUBSTATION WITHOUT
 ACOUSTIC ENCLOSURES



Figure Number		Figure 14.2	
Drawing Reference		806503-WOOD-0278	
Scale	Sheet Size	Sheet	Issue
1:14,000	A3	SHEET 1 OF 1	A

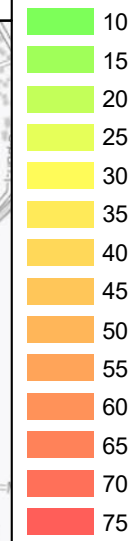


National Grid (Yorkshire Green Energy Enablement Project) Order
 5.4.14, ES Chapter 14, Noise and Vibration Figures
 Figure 14.3 Specific Noise Levels from Monk Fyston Substation with Acoustic Enclosures

Legend

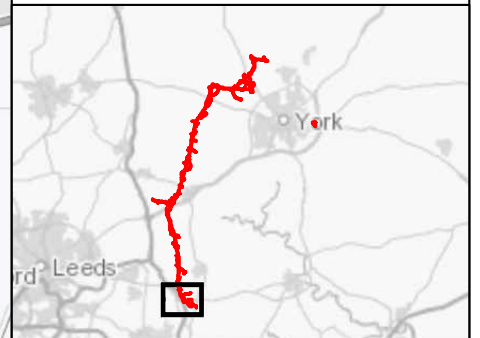
● Noise Sensitive Receptors

Noise Levels (dB LAeq)




Notes

This drawing is scaled at paper size A3, therefore any prints taken at smaller sizes will affect accuracy of the measurement units and should not be scaled against.



Coordinate System: British National Grid
 Sheet X Centroid Coordinate: 454,886.08 Sheet Y Centroid Coordinate: 445,511.68



BACKGROUND MAPPING INFORMATION HAS BEEN REPRODUCED FROM THE ORDNANCE SURVEY BY PERMISSION OF ORDNANCE SURVEY OF THE CONTROLLER OF HER MAJESTY'S STATIONERY OFFICE. © CROWN COPYRIGHT ORDNANCE SURVEY, NATIONAL GRID ELECTRICITY - 100024241, NATIONAL GRID GAS - 100024886.

Issue	Date	Remarks	Drawn	Checked	Approved
A	1 Nov 2022	For DCO Submission	SHEPS	DIMMR	CHADC

Title

5.4.14, ES CHAPTER 14
 NOISE AND VIBRATION
 FIGURE 14.3
 SPECIFIC NOISE LEVELS FROM MONK
 FRYSTON SUBSTATION WITH
 ACOUSTIC ENCLOSURES



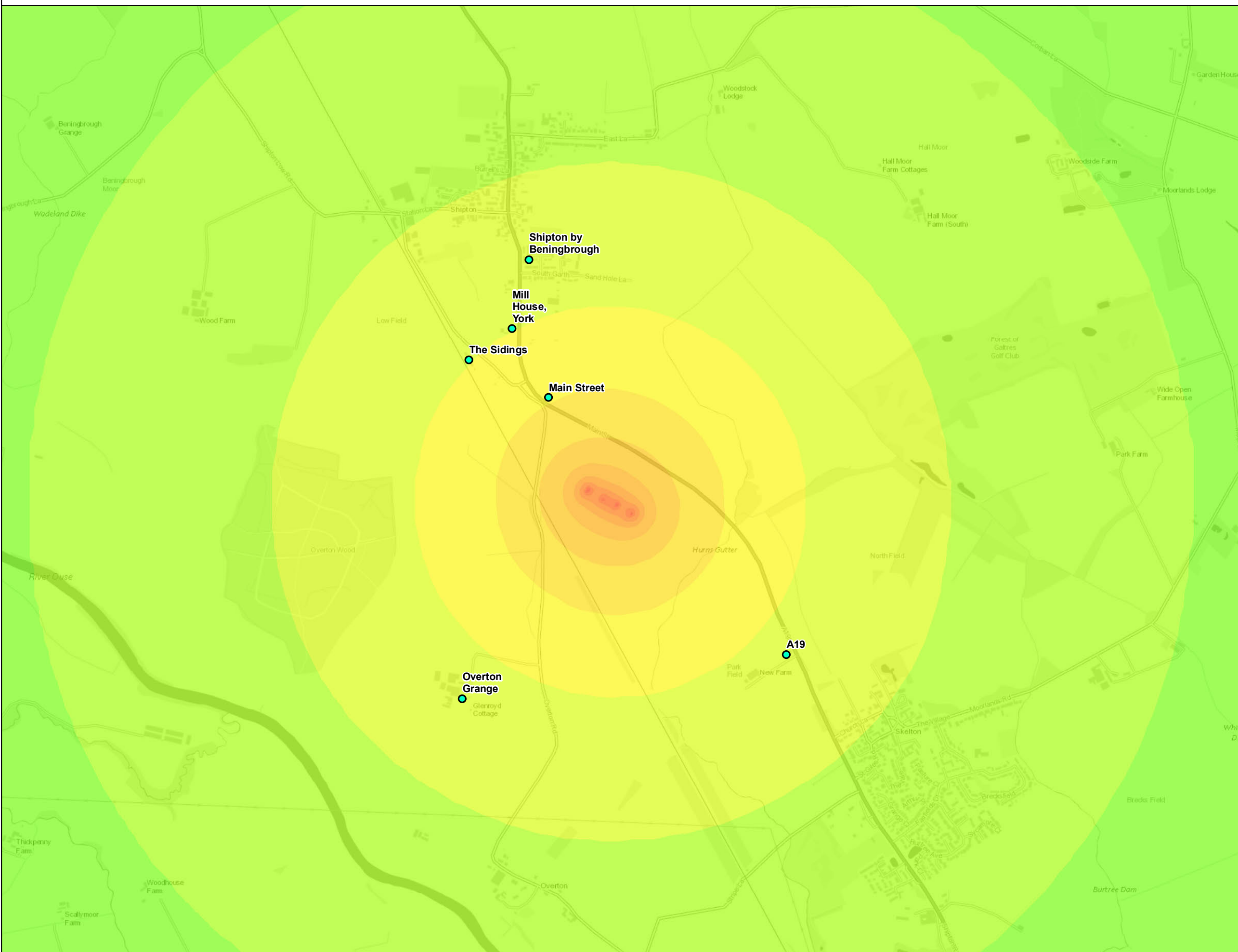
Figure Number	Figure 14.3		
Drawing Reference	806503-WOOD-0279		
Scale	Sheet Size	Sheet	Issue
1:14,000	A3	SHEET 1 OF 1	A



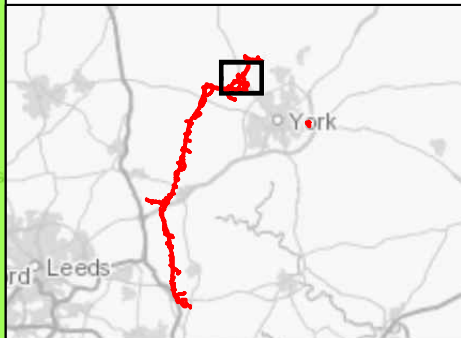
National Grid (Yorkshire Green Energy Enablement Project) Order
 5.4.14 ES Chapter 14 Noise and Vibration Figures
 Figure 14.4 Specific Noise Levels from Overton Substation without Acoustic Enclosures

Legend


- Noise Sensitive Receptors
- Noise Levels (dB LAeq)
- 10
 - 15
 - 20
 - 25
 - 30
 - 35
 - 40
 - 45
 - 50
 - 55
 - 60
 - 65
 - 70
 - 75



Notes
 This drawing is scaled at paper size A3, therefore any prints taken at smaller sizes will affect accuracy of the measurement units and should not be scaled against.



Coordinate System: British National Grid
 Sheet X Centroid Coordinate: 455,765.25 Sheet Y Centroid Coordinate: 457,492.90



BACKGROUND MAPPING INFORMATION HAS BEEN REPRODUCED FROM THE ORDNANCE SURVEY BY PERMISSION OF ORDNANCE SURVEY OF THE CONTROLLER OF HER MAJESTY'S STATIONERY OFFICE. © CROWN COPYRIGHT ORDNANCE SURVEY. NATIONAL GRID ELECTRICITY - 100024241. NATIONAL GRID GAS - 100024886.

Issue	Date	Remarks	Drawn	Checked	Approved
A	1 Nov 2022	For DCO Submission	SHEPS	DIMMR	CHADC

Title
 5.4.14, ES CHAPTER 14
 NOISE AND VIBRATION
 FIGURE 14.4
 SPECIFIC NOISE LEVELS FROM
 OVERTON SUBSTATION WITHOUT
 ACOUSTIC ENCLOSURES



Figure Number
 Figure 14.4

Drawing Reference
 806503-WOOD-0280

Scale	Sheet Size	Sheet	Issue
1:15,000	A3	SHEET 1 OF 1	A

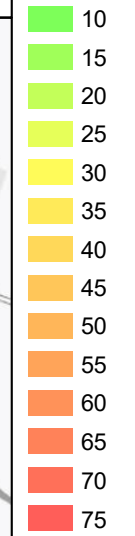


National Grid (Yorkshire Green Energy Enablement Project) Order
 5.4.14 ES Chapter 14 Noise and Vibration Figures
 Figure 14.5 Specific Noise Levels from Overton Substation with Acoustic Enclosures

Legend

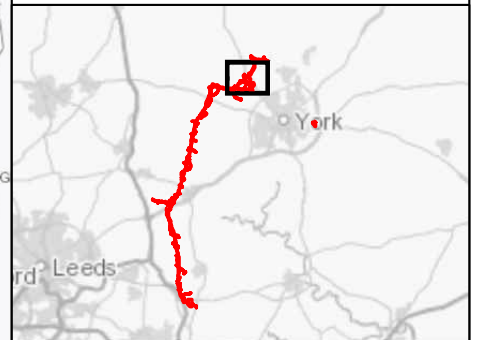
● Noise Sensitive Receptors

Noise Levels (dB LAeq)




Notes

This drawing is scaled at paper size A3, therefore any prints taken at smaller sizes will affect accuracy of the measurement units and should not be scaled against.



Coordinate System: British National Grid
 Sheet X Centroid Coordinate: 455,765.25 Sheet Y Centroid Coordinate: 457,492.90



BACKGROUND MAPPING INFORMATION HAS BEEN REPRODUCED FROM THE ORDNANCE SURVEY BY PERMISSION OF ORDNANCE SURVEY OF THE CONTROLLER OF HER MAJESTY'S STATIONERY OFFICE. © CROWN COPYRIGHT ORDNANCE SURVEY, NATIONAL GRID ELECTRICITY - 100024241, NATIONAL GRID GAS - 100024886.

Issue	Date	Remarks	Drawn	Checked	Approved
A	1 Nov 2022	For DCO Submission	SHEPS	DIMMR	CHADC

Title

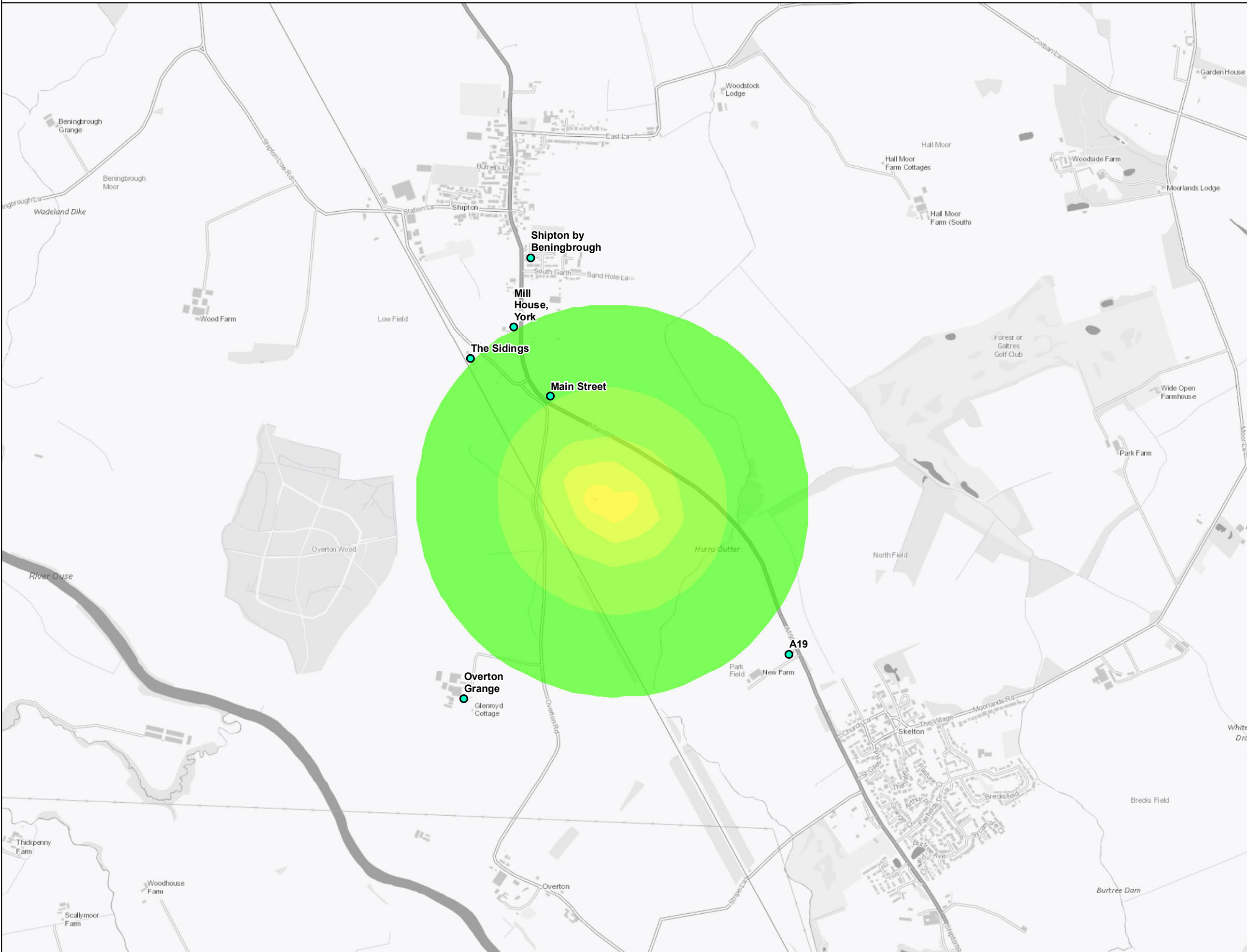
5.4.14, ES CHAPTER 14
 NOISE AND VIBRATION
 FIGURE 14.5
 SPECIFIC NOISE LEVELS FROM
 OVERTON SUBSTATION WITH
 ACOUSTIC ENCLOSURES



Figure Number
 Figure 14.5

Drawing Reference
 806503-WOOD-0281

Scale	Sheet Size	Sheet	Issue
1:15,000	A3	SHEET 1 OF 1	A



Page intentionally blank

National Grid plc
National Grid House,
Warwick Technology Park,
Gallows Hill, Warwick.
CV34 6DA United Kingdom

Registered in England and Wales
No. 4031152

